

Swami Vivekanand Modern Public School

Class I - Summer Holidays Homework

Dear Students,

Time has come to give you a relief from the scorching heat. As the temperature soars up, the desire for vacation also goes up.

Now, the students have time to think about themselves, plan for holidays in a productive manner. You must be having many innovative ideas in mind for recreation.

So, here we are providing you with creative holiday homework to enhance your potential and interests. So enjoy while studying.

“HAPPY VACATION”

English –

- Write capital A to Z in cursive style 5 times each in 3-1 copy.
- Write small a to z in cursive style 5 times each in 3-1 copy.
- Do page 6 – 14 of My Cursive Strokes.
- Read a small story from Panchtantra and learn it for story telling competition. Prepare a small prop for the same.
- Learn the phonic sounds of each alphabet. (Phonetic drill is attached)
- Read the given table twice in a week.

a –sound words	e –sound words	i –sound words	o –sound words	u –sound words
Bag, tag	Den, hen, men, pen, ten	Bid, hib, did, lid	Cod, pod, nod, rod	Cub, hub, pub, rub, tub
Dam, jam, Sam	Bed, fed, red	Big, dig, fig, pig, wig	Dog, hog, fog	Jug, mug, hug, rug
Ban, can, fan, man, pan	Jet, net, pet, let, set	Bin, fin, pin, win	Cop, hop, mop, pop, top	Bun, fun, gun, run
Cap, gap, lap, map	Beg, leg, peg, egg	Dip, hip, lip, sip, zip	Cot, dot, hot, pot	Cup, sup, pup
Bat, cat, fat, hat, mat	Bell, fell, well, sell, tell	Bit, fit, hit, kit, sit	Ox, box, fox	But, cut, hut, nut

Project Work – *HAPPY TIME WITH MY GREAT DAD* - Father's day is on 18th June 2017, Sunday. Celebrate this day with your father; make him feel special, help your mother in preparing dishes of your father's choice. On A-3 size pastel sheet paste pictures of your father write 8-10 lines on "MY DAD IS THE BEST DAD" decorate it, give a suitable border.

Hindi -

- स्वर अ से अः तक लिखो 10 बार
 - व्यंजन क से ञ तक लिखो 10 बार
 - 5 फलों के, 5 पशुओं के और 5 सब्जियों के चित्र बनाओ और उनका पहला अक्षर लिखो
- ऊपर दिया गया कार्य 3 - 1 नोटबुक में करो

- मंथन हिंदी पाठमाला का पेज संख्या - 14 याद करो
- हिंदी सुलेख माला के पेज 6 से 24 तक करो
- A - 3 साइज की पेस्टल शीट पर अपने परिवार का चित्र लगा कर 8 - 10 पंक्तियाँ लिखें, सजाएं व याद करें

E. V. S. –

- On A – 3 size pastel sheet draw or paste 5 sense organs, write 3-4 lines on each, decorate it and give a suitable border.

➤ Reading Passport – Topic – Our helpers

Take A – 4 size pastel sheet (minimum 6 sheets)

Draw or paste picture of a helper (one helper on one sheet) write 4-5 lines on each.

Paste all the sheets together in a form of a book.

Prepare a beautiful cover, decorate it, give heading and border according to the theme.



Marks will be given for this Reading passport out of 10, which will be counted in PT

3 project work.

Art & Craft - Page no. 8, 9, 14

Note –

- *All the written work should be done in 3-1 copy.*
- *Submit your work by 6-7-17.*
- *Best work will be displayed in Project Day on 8-7-17, Saturday*
- *School will reopen on 3-7-17, Monday.*

Swami Vivekanand Modern Public School

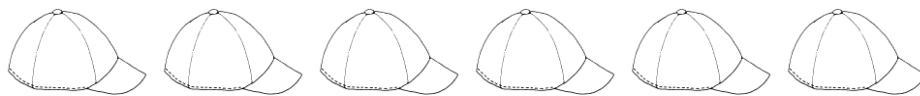


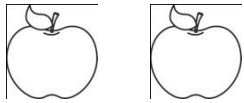
Class I - Summer Holidays Homework

Maths Assignments




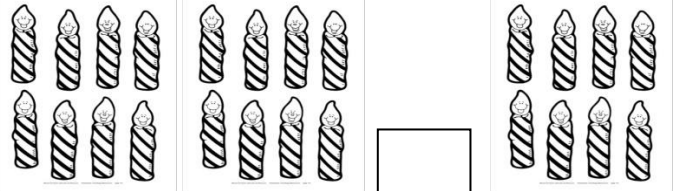

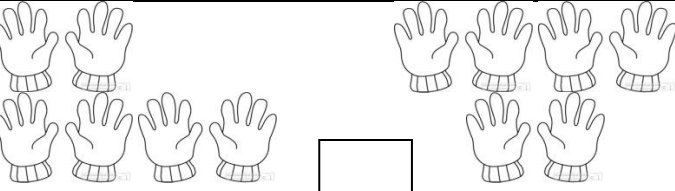
1) Write the number and number names in the given boxes.

Number Name

Number



2) Count & write the objects and put the appropriate sign $>$, $=$ or $<$ in the box.

 _____ _____ <div style="text-align: center; margin-top: 20px;"> <input style="width: 40px; height: 40px; border: 1px solid black;" type="text"/> </div>	 _____ _____ <div style="text-align: center; margin-top: 20px;"> <input style="width: 40px; height: 40px; border: 1px solid black;" type="text"/> </div>
 _____ _____ <div style="text-align: center; margin-top: 20px;"> <input style="width: 40px; height: 40px; border: 1px solid black;" type="text"/> </div>	 _____ _____ <div style="text-align: center; margin-top: 20px;"> <input style="width: 40px; height: 40px; border: 1px solid black;" type="text"/> </div>
 _____ _____ <div style="text-align: center; margin-top: 20px;"> <input style="width: 40px; height: 40px; border: 1px solid black;" type="text"/> </div>	 _____ _____ <div style="text-align: center; margin-top: 20px;"> <input style="width: 40px; height: 40px; border: 1px solid black;" type="text"/> </div>

3) What comes before ?

_____ 7	_____ 10	_____ 19	_____ 20
_____ 14	_____ 16	_____ 8	_____ 18
_____ 17	_____ 6	_____ 12	_____ 9

4) What comes after ?

2 _____	26 _____	19 _____	46 _____
13 _____	33 _____	7 _____	27 _____
18 _____	29 _____	10 _____	20 _____

5) What comes in between?

21 _____ 23	6 _____ 8	29 _____ 31	14 _____ 16
12 _____ 14	36 _____ 38	17 _____ 19	29 _____ 31
19 _____ 21	20 _____ 22	11 _____ 13	25 _____ 27

6) Put sign $>$, $=$ or $<$

12 _____ 36	16 _____ 16	39 _____ 30	13 _____ 3
26 _____ 62	18 _____ 8	17 _____ 17	9 _____ 90
34 _____ 43	45 _____ 45	18 _____ 81	25 _____ 25

7) Circle the big number.

4 6	7 2	16 6	2 12
6 16	9 12	5 4	7 9
8 12	19 2	20 14	8 17

8) Circle the small number.

26 16	9 12	15 4	7 19
17 16	7 2	15 7	13 8
11 12	10 22	2 4	18 7

9) Arrange the numbers in ascending order.

S. No	Question	Answer
a	17, 7, 10, 8	
b	2, 14, 5, 10	
c	10, 8, 12, 4	
d	2, 5, 3, 6	
e	12, 6, 19, 10	


10) Arrange the numbers in descending order.

S. No	Question	Answer
a	7, 6, 2, 8	
b	4, 9, 3, 5	
c	14, 10, 12, 11	
d	10, 3, 13, 4	
e	16, 6, 7, 15	


11) Match the numbers with their number names.

7	Six
8	Seven
6	Five
9	Eight
5	Ten
10	Nine
3	Four
4	Three

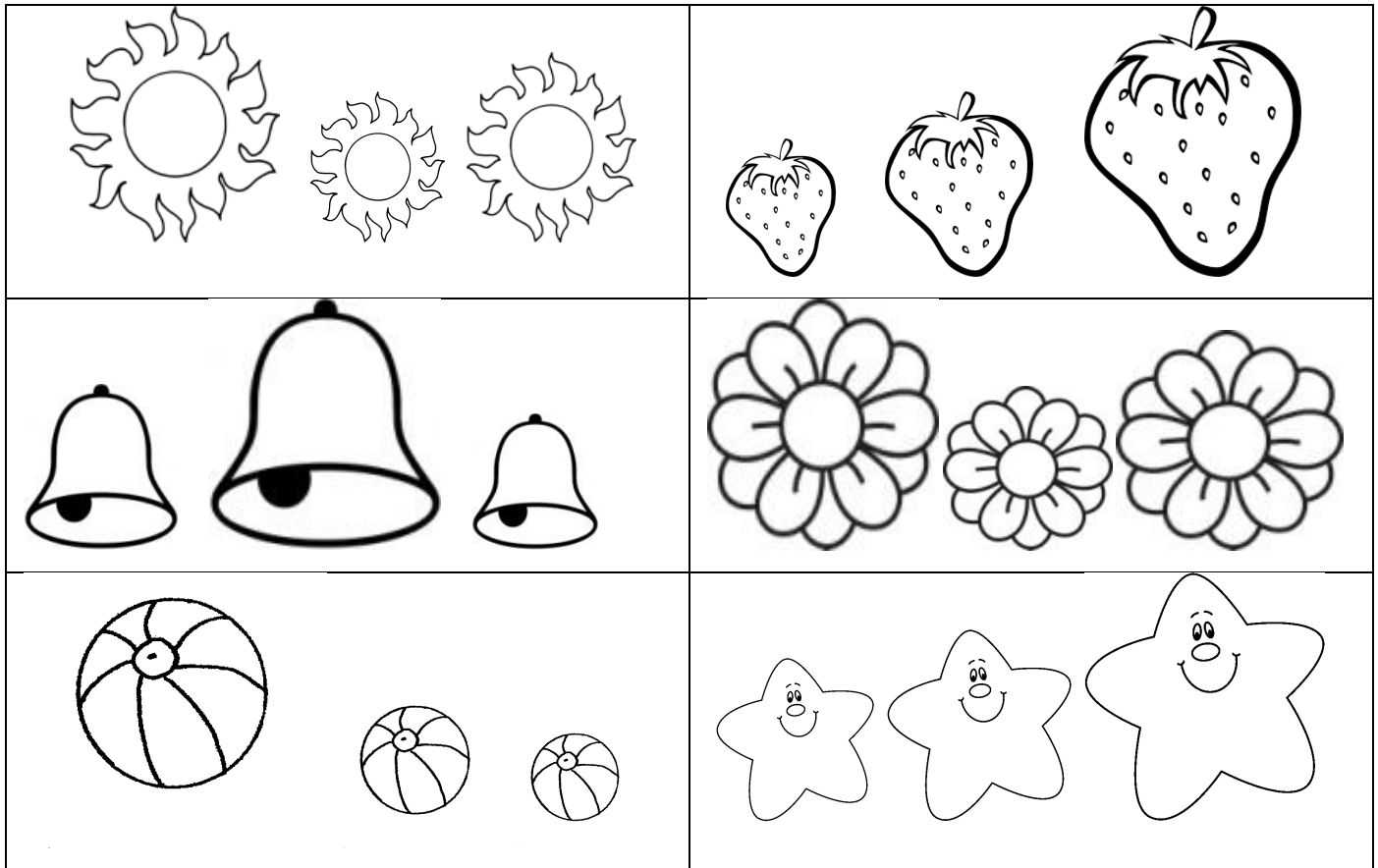
12) Circle the Odd one out.



13) Colour the biggest picture.



14) Colour the Smallest picture.



Note – Do all the work given below in a 3-1 copy.

15) Write 1 – 100 - 5 times.

16) Write number names 1 to 10 - 5 times.


17) Write back counting 50 – 1 – 5 times.

Project Work – On a A-3 size pastel sheet create a scenery using different shapes (circle, square, triangle, rectangle). Use your creativity, give a beautiful border and decorate it. An example is given to you.



English Assignment

1) Identify the animals shown below and write their names.



2) Arrange the given words in alphabetical order.

Cat, dog, bird, egg	
Pen, bat, red, man	
Cow, lion, owl, duck	
Kid, tree, hut, pin	
Fish, ship, bin, ink	
Boy, girl, lock, book	

3) Circle the odd one out.

Big, fig, dig, boy	Bed, red, dad, fed
Cot, dot, ball, pot	Fit, hit, sit, tin
bun, cat, fun, gun	Jug, mug, sun, rug
Bell, duck, well, sell	Bun, boy, fun, gun
Van, jam, dam, sam	Dip, cat, lip, zip

4) A –An words starting with vowel i.e., a, e, i, o, u comes with An and all the other words come with A. Sort out the given words and write them in the correct cloud.

Bag, apple, cow, dad, owl, chair, mug, fish,
aeroplane, egg, cat, gun, boy, elephant, ball, sun,
umbrella, aunt, bun, engine, orange, ox, fox,
well, eagle, zip, cat, brush, purse, bus, cake, box,
inkpot, queen, van, cap, cot, baby, ice-cream,
ant, tag, bell, octopus, island, arrow, arm, onion

A

An